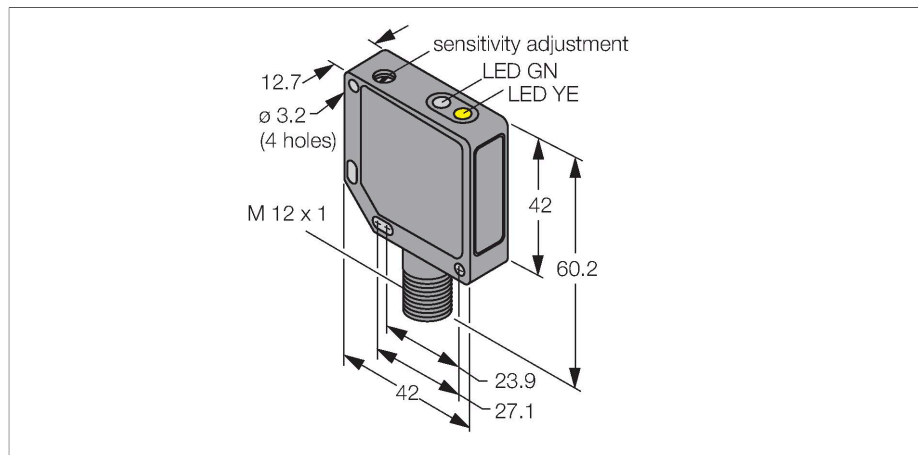


QM42VP6AFV150Q

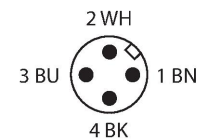
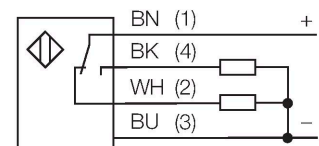
Photoelectric Sensor – Diffuse Mode Sensor with Fixed-Field Background Suppression



Features

- Male M12 × 1, 4-pin
- Metal housing, ZN, black
- Protection class IP67
- Scanning width adjusted via potentiometer
- Operating voltage 10...30 VDC
- PNP switching output
- Light/dark operation

Wiring diagram



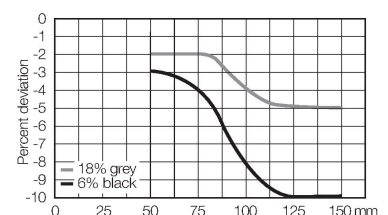
Technical data

Type	QM42VP6AFV150Q
ID	3048697
Optical data	
Function	Proximity switch
Operating mode	Background suppression, adjustable
Light type	Red
Wavelength	680 nm
Range	50...150 mm
Electrical data	
Operating voltage	10...30 VDC
Residual ripple	< 10 % U _{ss}
DC rated operational current	≤ 100 mA
No-load current	≤ 30 mA
Short-circuit protection	yes
Reverse polarity protection	yes
Output function	NO/NC, PNP
Switching frequency	≤ 500 Hz
Readiness delay	≤ 100 ms
Response time typical	< 1 ms
Overcurrent release	> 150 mA
Setting option	Potentiometer
Mechanical data	
Design	Rectangular, QM42
Dimensions	42 x 12.7 x 60.2 mm
Housing material	Metal, Zinc Alloy Die-Cast, Black-finished
Lens	plastic, Acrylic

Functional principle

Diffuse mode sensors with background suppression operate with a single emitter and several receiver elements. The target position and the photoelectric structure of the sensor determine which of the receiving elements receives the most light. The sensor electronics determine whether the reflecting object is within or outside the measuring range. These sensors come with an adjustable cut-off point.

Deviation curve
Sensing range deviation curve



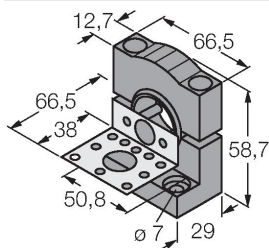
Technical data

Electrical connection	Connector, M12 × 1, PVC
Number of cores	4
Ambient temperature	-20...+55 °C
Protection class	IP67
Power-on indication	LED, Green
Switching state	LED, Yellow
Error indication	LED, green, Flashing
Excess gain indication	LED
Alarm display	LED yellow Flashing
Tests/approvals	
Approvals	CE, cURus

Accessories

SMB30SK

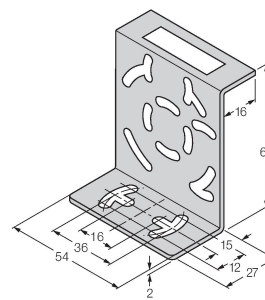
3052523



Mounting bracket, PBT black, with mounting plate, stainless steel, for types with 18 mm thread, QM42/ QMT42

SMB46S

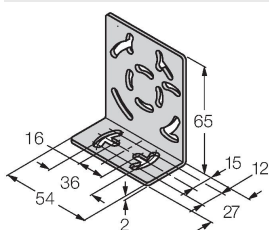
3048748



Mounting bracket, stainless steel, for QS18, QS30, MINI-BEAM, QM42/ QMT42

SMB46L

3048747



Mounting bracket, stainless steel, for QS18, QS30, MINI-BEAM, QM42/ QMT42

Accessories

Dimension drawing	Type	ID	
	RKC4.4T-2/TEL	6625013	Connection cable, female M12, straight, 4-pin, cable length: 2 m, sheath material: PVC, black; cULus approval; other cable lengths and qualities available, see www.turck.com

Dimension drawing	Type	ID	
	WKC4.4T-2/TEL	6625025	Connection cable, female M12, angled, 4-pin, cable length: 2 m, sheath material: PVC, black; cULus approval; other cable lengths and qualities available, see www.turck.com