

# Product datasheet

## DULUX D/E 13 W/840

OSRAM DULUX D/E | CFLni, 2 tubes, with 4-pin base for ECG operation

- Offices, public buildings Shops Supermarkets and department stores Hotels, restaurants Industry



- Extremely economical Good quality of light Excellent luminous flux Long service life Improved maintenance OSRAM System+ Guarantee in combination with OSRAM QUICKTRONIC ECG



# Product datasheet

## Technical data

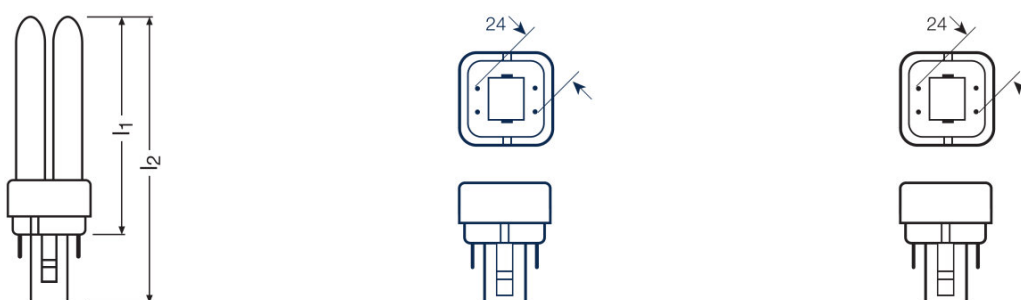
### Electrical data

Nominal wattage	13.00 W
Rated lamp efficacy (HF data 25 °C)	Under clarification by authority and standardization body
Rated wattage	13.00 W

### Photometrical data

Nominal luminous flux	900 lm
Light color (designation)	LUMILUX Cool White
Luminous flux at	900 lm
Rated luminous flux	900 lm
Rated color temperature	4000 K
Rated LLMF at 2,000 h	0.90
Rated LLMF at 4,000 h	0.84
Rated LLMF at 6,000 h	0.83
Rated LLMF at 8,000 h	0.81
Rated LLMF at 12,000 h	0.79
Rated LLMF at 16,000 h	0.78
Rated LLMF at 20,000 h	0.77
Color rendering index Ra	80...89

### Dimensions & weight



Diameter	12.0 mm
Overall length	129.0 mm
Length	131.0 mm
Length acc. to IEC standard	130 mm
Length with base excl. base pins/connection	115.00 mm

## Product datasheet

Outer bulb	T11
Maximum diameter	11.0 mm

### Lifespan

Rated lamp life time	20000 h
Service life	13000 h <sup>1)</sup>
Rated lamp survival factor at 2,000 h	0.99
Rated lamp survival factor at 4,000 h	0.99
Rated lamp survival factor at 6,000 h	0.99
Rated lamp survival factor at 8,000 h	0.99
Rated lamp survival factor at 12,000 h	0.95
Rated lamp survival factor at 16,000 h	0.81
Rated lamp survival factor at 20,000 h	0.50
Operation mode LLMF/LSF	HF
Lifespan	20000 h <sup>1)</sup>
Nominal lamp life time	20000 h

<sup>1)</sup> With preheat ECG

### Additional product data

Base (standard designation)	G24q-1
Mercury content	1.3 mg
Appropriate disposal acc. to WEEE	Yes

### Capabilities

Dimmable	Yes
Suitable for indoor	Yes

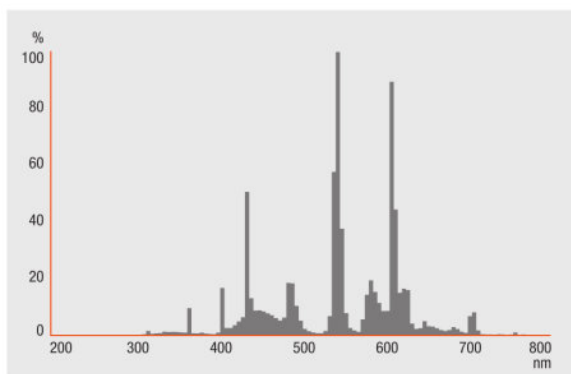
### Certificates & standards

Energy efficiency class	A
Energy consumption	15 kWh/1000h

### Country specific categorizations

ILCOS	FSQH-13/840-/P/-G24q-1
-------	------------------------

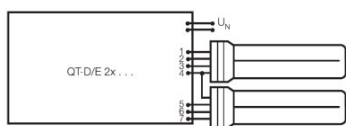
Light Distribution



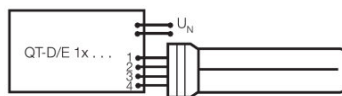
Spectral power distribution

Equipment / Accessories

- Suitable for operation on electronic control gear



Circuit diagram



Circuit diagram

Logistical Data

Product code	Product description	Packaging unit (Pieces/Unit)	Dimensions (length x width x height)	Volume	Gross weight
--------------	---------------------	------------------------------	--------------------------------------	--------	--------------

## Product datasheet

---

4050300017594	DULUX D/E 13 W/840	Shipping carton box 10 Pieces Folding carton box	187 mm x 153 mm x 111 mm	3.18 dm <sup>3</sup>	543.00 g
---------------	-----------------------	--	-----------------------------	----------------------	----------

---

The mentioned product code describes the smallest quantity unit which can be ordered. One shipping unit can contain one or more single products. When placing an order, for the quantity please enter single or multiples of a shipping unit.

---

### References / Links

For more information on QUICKTRONIC electronic control gear go to

▶ [www.osram.com/QUICKTRONIC](http://www.osram.com/QUICKTRONIC)

---

### Disclaimer

Subject to change without notice. Errors and omission excepted. Always make sure to use the most recent release.

OSRAM is distribution partner  
of LEDVANCE of LAMPS

**OSRAM**

OSRAM GmbH  
Marcel-Breuer-Strasse 6  
80807 Munich, Germany

## DULUX D/E 13 W/840

OSRAM DULUX D/E | CFLni, 2 tubes, with 4-pin base for ECG operation

Product name	Product name ECG	EAN	Nominal current	Nominal wattage + Power loss	Luminous flux at 25 °C	Number of lighting outlets	Nominal current
DULUX D/E 13 W/840	QT-ECO 1x4-16/220-240 L	4050300660370		14.00 W	850 lm		0.10 A
	QT-ECO 1x4-16/220-240 S	4050300638584		14.00 W	850 lm		0.10 A
	QTP-D/E 1x10-13	4008321181572		15.00 W	900 lm		0.07 A
	QTP-D/E 2x10-13	4008321181596		29.00 W	2*900 lm		0.13 A

Product name	Product name ECG	EAN	Number of lighting outlets	EEI – Energy Label
DULUX D/E 13 W/840	QT-ECO 1x4-16/220-240 L	4050300660370	1	A2
	QT-ECO 1x4-16/220-240 S	4050300638584	1	A2
	QTP-D/E 1x10-13	4008321181572	1	
	QTP-D/E 2x10-13	4008321181596	2	